

17TH INTERNATIONAL CONFERENCE OF THE
RESEARCH INSTITUTE OF OPHTHALMOLOGY

RIO 2025

*Anterior Segment Eye Diseases
Current Status & Future Directions*

30-31 | ROYAL MAXIM PALACE
JANUARY 2025 | KEMPINSKI, CAIRO, EGYPT

Scientific
PROGRAM



Compliant:
mecomed

HYFRESH
Sodium Hyaluronate 0.2%

The optimum lubricant



Disease Burden

Hyfresh* efficacy

Hyfresh* Safety

Why Hyfresh*

API

Reveal the unexpected

Discover LuxOR® REVALIA™

Alcon's microscope for anterior and posterior procedures, delivering superior visualization through proprietary ILLUMIN-i technology[†].



~33 Greater
Depth of Field^{*4}

6x larger, more stable,
red reflex^{2,4,5†}

Alcon Diagnostics &
Phaco Integration^{1,6,7}

^{*} Compared to conventional focused illumination microscopes. Assuming 200 mm working distance, LuxOR Revalia adds 65 mm to the focal length, resulting in ~33 increase vs a conventional 200mm microscope
[†] Compared to ZEISS Lumera T, Lumera 700, and LEICA M820- microscopes

References

1. LuxOR Revalia User Manual 2. Cionni RJ, Pei R, Dimalanta R, et al. Evaluating red reflex and surgeon preference between nearly-collimated and focused beam microscope illumination systems. Transl Vis Sci Technol. 2015;4(4):7. 3. Alcon data on file, 2014. 4. Schwiegerling J & Dimalanta R. Depth of focus measurements of ophthalmic surgical microscopes. Poster presented at: The Association for Research in Vision and Ophthalmology, May 2016, S-1; Seattle, WA. 5. Alcon drawing number 955-7210-004, 2014, Scientific Support Document, Communication for Alcon LuxOR Red Reflex and Depth of Focus Calculations. 6. Centurion Vision system User Manual. 7. Verion Digital Marker M User Manual

Medical Devices manufactured by Alcon comply with all applicable laws and regulations.

For indications, contraindications and warnings please refer to the relevant product's instructions for use.

© 2025 Alcon Inc. 1/25 EG-LUX-2500001

Welcome

Dear Colleagues & Friends, It is our great pleasure to welcome you to the 17th Annual International Meeting of Research Institute of Ophthalmology (RIO). That's held from 30 to 31 January, 2025 at Royal Maxim Palace Kempinski, Cairo, Egypt. The theme of our conference this year is "Anterior Segment Eye Diseases Current Status & Future Directions". A highly selective both international & national faculty will enrich the scientific program by addressing several controversial and challenging subjects and situations. This will be through lectures, symposia, panel discussions, video presentations and interactive sessions. All this is in addition to instructive courses with international experts participation and wet labs. An exhibition area will present the most updated surgical and pharmaceutical equipment in the field. Wish you a very nice and memorable stay with friends in Egypt exchanging ideas and opinions both on scientific and social levels.



President Research Institute
of Ophthalmology
Professor **Mostafa Salah**



RIO Vice President &
Conference Chairman
Professor **Hisham Aly Hashem**

◀ CONFERENCE BOARD:

RIO President
Professor Mostafa Salah

*RIO Vice President &
Conference Chairman*
Professor Hisham Aly Hashem

Conference General Secretary
Professor Hazem Helmy

Head of Scientific Committee
Professor Tarek El-Naggar

◀ SCIENTIFIC COMMITTEE:

Prof. Ahmad Khalil
Prof. Hazem Helmy
Prof. Mohamed El-Alfy

Prof. Mostafa Salah
Prof. Shady Soliman
Prof. Tarek El-Naggar

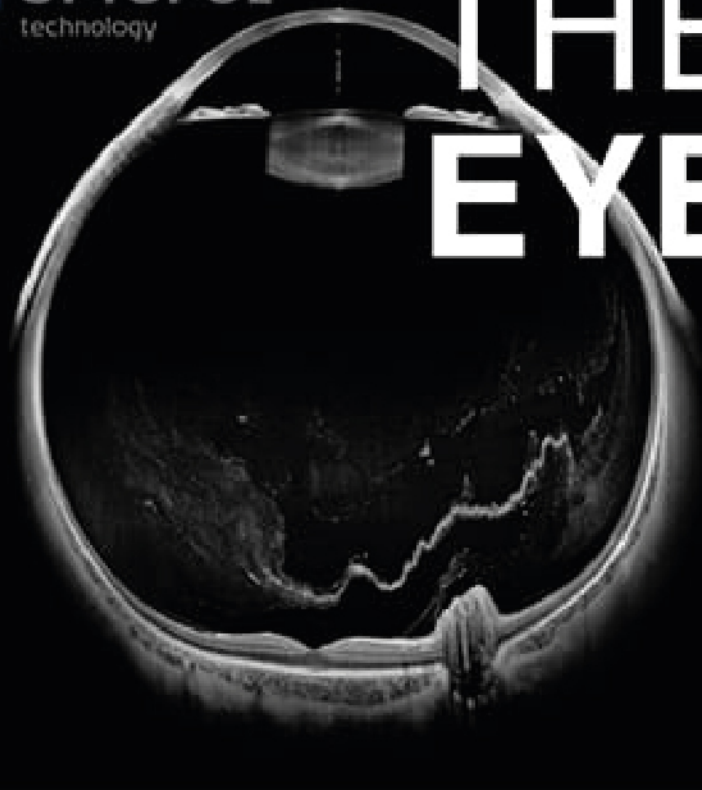
◀ ORGANIZING COMMITTEE:

Dr. Amro Abdullah
Dr. Kareem Attia
Dr. Kareem Elsayah
Dr. Mahmoud Deif

Dr. Mohamed El Halafawy
Dr. Mohamed Hussein
Dr. Osama Khedr
Dr. Safwat Belal

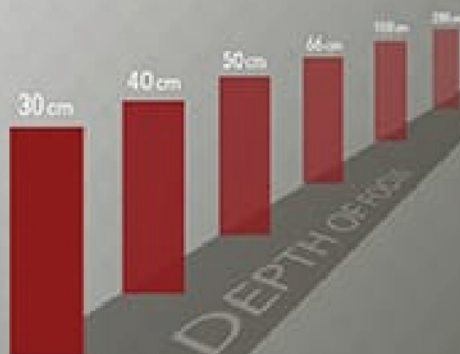


THE EYE



SWISS MADE **EDOF IOL**

Extended Depth of Focus



SWISS ADVANCED VISION
INTRACULAR LENS



**INSTANT
FOCUS**

MEDI TEC EGYPT CORP.
Limited Crop. Egypt



LUCIDIS
THE ULTIMATE **EDOF IOL**
TECHNOLOGY

INSIGHT

Medical Supplies Co.

**Professionals'
Choice**

**Affordable High-End
Digital Clinic**

**Wireless
Option**



International GUEST SPEAKERS

— SORTED ALPHABETICALLY —



**MIKE
ADAMS**
UK



**LEON
AU**
UK



**MILTOS
BALIDIS**
GREECE



**LARRY
BENJAMIN**
UK



**HARMINDER
DUA**
UK



**NIGEL
JORDAN**
UK



**ANTHONY
KHAWAJA**
UK



**SHENG
LIM**
UK



**SARAH
MALING**
UK



**COSIMO
MAZZOTTA**
ITALY



**THOMAS
NEUHANN**
GERMANY



**NABIL
RAGAEI KAMEL**
SPAIN



**CYNTHIA
ROBERTS**
USA



**ANDREA
RUSSO**
ITALY



**DALIA
SAID**
UK



**SIRISHA
SENTHIL**
INDIA



Thank You OUR GENEROUS SPONSORS



Slido INSTRUCTIONS

HOW TO USE SLIDO? 🔍



Or

➤ GO TO SLIDO.COM

➤ ENTER THE MEETING CODE:
#RIO2025

➤ CHOOSE THE RIGHT ANSWER

➤ SEND YOUR CHOICE

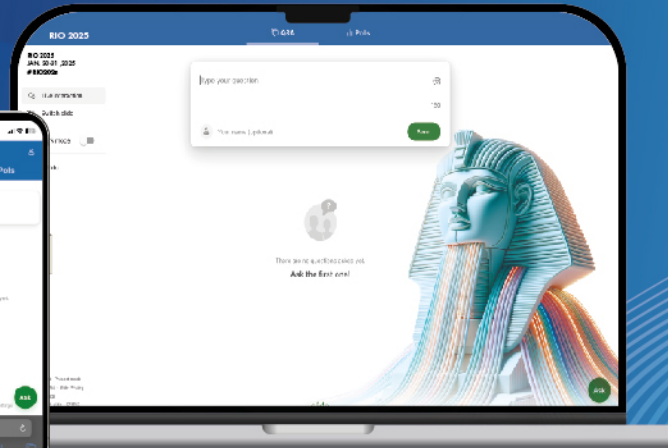
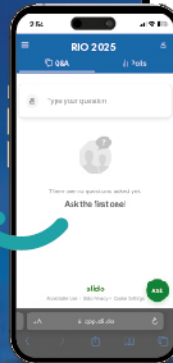
- QUESTION 1

- QUESTION 2

- QUESTION 3

- QUESTION 4

- QUESTION 5



Solofresh

Sodium Hyaluronate 0.2%



TIME TO
HYDRATE
YOUR EYES

SPEAKERS

Instructions



Congress halls will be equipped with:

Two laptops: one Apple Mac & one PC with Microsoft Windows 11 and Microsoft Office 2019.
Internet access will NOT be available inside the meeting rooms.

To ensure that the meeting progresses smoothly, please stick to the following instructions:

- All presentations should be recorded on a USB flash memory (preferred).
- Please save presentations in PowerPoint 2013 or later format for PC & Keynote for Apple.
- Upload your presentation early to the Audiovisual Center (RM Events) as we will load the presentations to the hard drive of our systems before the sessions by one hour.
- No personal laptops are permitted for presentations.
- In case you have problems with your presentation(s), please do not hesitate to contact the IT support team (RM Events).

COMPUTERIZED COUNT-DOWN Timer

will monitor speakers' time

So make sure to present during the given time,
as NO EXTRA TIME IS ALLOWED

12:55



00:55



Powered by:
RM EVENTS



Microsoft

Scientific PROGRAM



BAUSCH + LOMB

Stellaris Elite
Vision Enhancement System™



CATARACT



RETINA



iCARE
MEDICAL

THURSDAY: 30 JAN. 2025
PROGRAM AT A GLANCE

17TH INTERNATIONAL CONFERENCE OF THE
 RESEARCH INSTITUTE OF OPHTHALMOLOGY

RIO 2025

TIME

MAIN HALL

**HALL A
 "COURSES"**

**HALL B
 "COURSES"**

REGISTRATION WILL START AT 08:30

09:00			
09:30		Course 1: Phaco for Beginners	
10:00	Session 1: Glaucoma		
10:30			
11:00	Session 2: Ocular Surface Surgeries	Course 2: Anterior Uveitis & Anterior Segment Surgeries	
11:30			
12:00	Session 3: Refractive		
12:30			
13:00	Coffee Break	Coffee Break	Coffee Break
13:30	Panel 1: Glaucoma	Course 3: Pediatric Cataract	
14:00			
14:30	Panel 2: Cornea	Course 4: Keratoconus Updates: Corneal Reshaping, Corneal Implants	Course 5: Congenital Glaucoma
15:00			
15:20	Jamjoom Symposium		
15:40	I-Care (Optaline) Symposium		
16:00	Orchidia Symposium		
16:30			
17:00	Session 4: IOLS: Current Dabates	Course 6: Keratoplasty Surgical Pearls	
17:30			
18:00			
19:00	Video 1: Challenging Cases		



COURSE 1:

PHACO FOR BEGINNERS

09:00 - 10:30

Moderator:

Larry Benjamin

- | | |
|---------------|---|
| 09:00 - 09:10 | Introduction, Planning, and setting up the machine
Larry Benjamin, UK |
| 09:10 - 09:20 | How does your trainee sit?
Sarah Maling, UK |
| 09:20 - 09:30 | Wound construction
Mike Adams, UK |
| 09:30 - 09:40 | Capsulorhexis - Aims, Objectives, and techniques
Larry Benjamin, UK |
| 09:40 - 09:50 | Nuclear removal techniques
Sarah Maling, UK |
| 09:50 - 10:00 | Irrigation/aspiration - How to reduce the risks
Larry Benjamin, UK |
| 10:00 - 10:10 | IOL choice and placement and removal of visco-elastic
Sarah Maling, UK |
| 10:10 - 10:20 | Wound closure including suturing
Mike Adams, UK |
| 10:20 - 10:30 | Prevention and management of complications
Mike Adams, UK |

SESSION 1:

EVOLVING PARADIGMS IN GLAUCOMA
MANAGEMENT

09:30 - 10:30

Chairpersons: Ahmad Khalil - Anthony Khawaja - Iman Fahmy - Mohamed Marzouk - Sheng Lim

09:30 - 09:42 **Keynote Lecture:** Personalising glaucoma care using genomics
Anthony Khawaja, UK

09:42 - 09:49 Lifestyle factors to modify glaucoma risk
Anthony Khawaja, UK

09:49 - 09:56 How genetics has improved managing my glaucoma patients better?
Sirisha Senthil, India

09:56 - 10:08 **Keynote Lecture:** Aqueous dynamics and glaucoma
Sheng Lim, UK

10:08 - 10:15 Should goldmann tonometry still be the gold standard?
Anthony Khawaja, UK

10:15 - 10:22 Paul glaucoma implant - Is it the new king of tube?
Leon Au, UK

10:22 - 10:29 Preserflo - Changing paradigm in glaucoma filtering surgeries
Sheng Lim, UK

SESSION 2:

OCULAR SURFACE SURGERIES

10:30 - 11:30

Chairpersons:

Ahmed Atef Zaki - Dalia Said - Nigel Jordan

10:30 - 10:50

Keynote Lecture: Limbal stem cell transplantation: In vivo expansion techniques
Harminder Dua, UK

10:50 - 11:05

Preparation of allogenic limbal stem cell graft and autologous cultured oral mucosal epithelial transplant
Nigel Jordan, UK

11:05 - 11:20

Amniotic membrane transplantation
Dalia Said, UK

11:20 - 11:30

Role of mesenchymal stem cells in treating limbal stem cell
Deficiency in experimental rats
Ahmed M. Abdel Halem, Egypt

COURSE 2:

ANTERIOR UVEITIS & ANTERIOR SEGMENT SURGERIES

10:30 - 12:00

Moderators:

Rana Hussein - Sherif Hegazy

10:30 - 10:45

Anterior viral uveitis; a spectrum
Rana Hussein, Egypt

10:45 - 11:00

A rising clinical entity in uveitis
Ashgan M. Asaad, Egypt

11:00 - 11:15

The secret is in the iris
Doha G. Salem, Egypt

11:15 - 11:30

Tuberculous sclero keratitis
Samir Shawky, Egypt

11:30 - 11:45

Uveitic cataract beyond surgery
Sherif Hegazy, Egypt

11:45 - 12:00

Uveitic glaucoma management
Leon Au, UK

SESSION 3:

KERATOCONUS AND CORNEAL ECTASIA UPDATES 11:30 - 12:30

Chairpersons:

Amr Rashad - Mohamed Saad - Olfat Omar

11:30 - 11:42

Keynote Lecture: PRK CXL lessons learned
Miltos Balidis, Greece

11:42 - 11:50

What is new in biomechanics of keratoconus?
Cynthia Roberts, USA

11:50 - 11:58

Keratoconus: Beyond the surface - Uncovering the role of inflammation
Mai Al Kaffas, Egypt

11:58 - 12:06

Post LVC ectasia and CXL xtra
Tarek El-Naggar, Egypt

12:06 - 12:14

Ray-tracing guided ablation: The future of corneal remodeling
Mohamed Shafik, Egypt

12:14 - 12:22

Contemporary criteria for keratoconus progression
Mohamed Hosny, Egypt

12:22 - 12:30

Discussion

BREAK

COFFEE BREAK



12:30 - 13:00

Eradicates & Hydrates

Hycyanaro

Azithromycin Dihydrate 1.5%
Co-formulated with Sodium Hyaluronate



PANEL 1:

**NEVER ENDING CHALLENGES TO THE
GLAUCOMA SPECIALIST**

13:00 - 14:00

Moderators:

Hazem Helmy - Nader Bayoumi


Panelists:

Ahmad Khalil - Anthony Khawaja - Sirisha Senthil - Tarek Eid
Tarek Ragaie



13:00 - 14:00

Opening Lecture: Hypotony—low pressure—big stress
Sirisha Senthil, India



PRIO



COURSE 3:

PEDIATERIC CATARACT

13:00 - 14:00

Moderators:

Marwa A. Fouly - Sameh Galal

13:00 - 13:12

Preparing for pediatric cataract management
Reham Sameer, Egypt

13:12 - 13:24

Basics of pediatric cataract surgery
Sameh Galal, Egypt

13:24 - 13:36

2 ry implantation in pediatric
Adel Alei El Din, Egypt

13:36 - 13:48

Pediatric cataract with co-morbidities
Nihal Shakankiri, Egypt

13:48 - 14:00

Post operative care
Rasha Hegazy, Egypt

PANEL 2:

KERATITIS CHALLENGES

14:00 - 15:00

Moderators:

Mohamed El-Alfy - Shady Soliman

14:00 - 14:20

Herpes simplex keratitis
Harminder Dua, UK

14:20 - 14:40

Resistant keratitis including acanthamoeba/fungal
Dalia Said, UK

14:40 - 15:00

Surgical intervention in infectious keratitis & management of recurrent infection after therapeutic graft
Mohamed Kabeel, Egypt



COURSE 4:

KERATOCONUS UPDATES, CORNEAL RESHAPING, CORNEAL IMPLANTS

14:00 - 15:00

Chairpersons:

Miltos Balidis - Tamer Adel - Thomas Neuhann

14:00 - 14:12

ICRS tips and tricks
Tarek El-Naggar, Egypt

14:12 - 14:24

Crosslinked all-femtosecond laser-cut corneal allogenic intracorneal ring segments (AXL CAIRS) for keratoconus
Cosimo Mazzotta, Italy

14:24 - 14:36

Five years follow up of xenia implants
Ahmed El Massry, Egypt

14:36 - 14:48

3 months results of version 4 xenia implant
Mohamed Shafik, Egypt

14:48 - 15:00

Discussion

HALL B “Courses”

COURSE 5:

CONGENITAL GLAUCOMA

14:00 - 15:00

Moderator:

Ahmad Khalil

14:00 - 14:10

PCG clinical subtypes
Tarek Ragaie, Egypt

14:10 - 14:20

Mimickers in congenital glaucoma
Sirisha Senthil, India

14:20 - 14:30

Angle surgery; the not-so-secret key for a life-long congenital glaucoma control
Ahmad Khalil, Egypt

14:30 - 14:40

Combined trabeculotomy trabeculectomy
Hazem Helmy, Egypt

14:40 - 14:50

Refractory pediatric glaucoma
Ahmed El Wehidy, Egypt

14:50 - 15:00

Managing glaucoma drainage devices complications
Yasmine El Sayed, Egypt

MAIN HALL

SYMPOSIUM

JAMJOOM SYMPOSIUM

15:00 - 15:20

15:00 - 15:20

First line glaucoma management; choices and challenges
Ahmad Khalil, Egypt



جمجوم فارما
Jamjoom Pharma

SYMPOSIUM

SEE BETTER WITH BAUSH+LOMB INNOVATION

15:20 - 15:40

15:20 - 15:30

Mastering cataract surgery with stellaris elite

Khaled A Hashem, Egypt

15:30 - 15:40

Flacs with premium true EFOF (Luxsmart IOL)

Nabil Ragaei, Spain



SYMPOSIUM

ORCHIDIA SYMPOSIUM

15:40 - 16:00

15:40 - 16:00

The role of eye drops in managing vision outcomes post surgery

Mohamed Shafik, Egypt



Fortymox Plus

Morfosocin 0.5%, Dexametazono propionato 0.1%

Co-Avazir

Tetracyclin 0.7%, Dexametazono 0.1%

Loteprolol Comp

Loteprolol Etabonate 0.5%, Tobramycin 0.3%

Orchadexoline

Orchadexoline 0.5%, Dexametazono 0.1%, Dexametazono 0.1%



**COMBINATION
WONDERLAND**

PREMIUM LASER RANGE



tango[™]
neo

ultraq reflex[™]
neo



tango reflex[™]
neo



Setting the Standard of Care

SESSION 4:

IOLS CURRENT DEBATES

16:00 - 17:30

Chairpersons:

Larry Benjamin - Mahmoud Afifi - Thomas Neuhann

- | | |
|---------------|---|
| 16:00 - 16:20 | Keynote Lecture: Thoughts to find your way through the jungle of different IOL-options
Thomas Neuhann, Germany |
| 16:20 - 16:28 | Updating premium IOLs
Nabil Ragaie, Spain |
| 16:28 - 16:36 | Hybrid mono-focal plus for patient satisfaction
Ashraf Armia, Egypt |
| 16:36 - 16:44 | Individually aberration correcting IOL: Clinical results
Thomas Neuhann, Germany |
| 16:44 - 16:52 | Toric IOLS: How friendly
Mahmoud Afifi, Egypt |
| 16:52 - 17:00 | Managing presbyopia with EDOF lenses
Sarah Maling, UK |
| 17:00 - 17:08 | Managing unhappy MFIOL patient
Miltos Balidis, Greece |
| 17:08 - 17:22 | IOL exchange/dysphotopsias/dislocations after cataract surgery
Larry Benjamin, UK |
| 17:22 - 17:30 | IOL explantation in different scenarios
Hatem Ammar, Egypt |

COURSE 6:

KERATOPLASTY SURGICAL PEARLS

16:00 - 17:00

Moderator:

Dalia Said

16:00 - 16:15

PK: Cutting and stitching
Mark Ananian, Egypt

16:15 - 16:30

DALK: Science for successful surgery
Harminder Dua, UK

16:30 - 16:45

DMEK: Preparation and transplantation
Dalia Said, UK

16:45 - 17:00

Post operative care
Dalia Said, UK

VIDEO 1:

CHALLENGING CASES

Chairpersons:

Ashraf Armia - Mike Adams - Miltos Balidis

17:30 - 17:35	Fixing iatrogenic IOL problems Yehia Salah, Egypt
17:35 - 17:40	Preserflo surgery Sheng Lim, UK
17:40 - 17:45	EDTA chelation – a novel technique Mike Adams, UK
17:45 - 17:50	Banana graft in perforated PUK. Dalia Said, UK
17:50 - 17:55	No, I/A phaco technique Miltos Balidis, Greece
17:55 - 18:00	Cataract in corneal co-morbidities Harminder Dua, UK
18:00 - 18:05	Managing the small pupil Sarah Maling, UK
18:05 - 18:10	Toric carlevalle IOL Miltos Balidis, Greece
18:05 - 18:10	Microspherophakia Nihal Shakankiri, Egypt

VIDEO 1:

CONTINUE: CHALLENGING CASES

17:30 - 19:00

18:15 - 18:20

Membranous pediatric cataract
Sameh Galal, Egypt

18:20 - 18:25

Be wise more than perfect
Ashraf Armia, Egypt

18:25 - 18:30

Dropped one-piece IOL scleral fixation
Mohamed Husein, Egypt

18:30 - 18:35

Different techniques for pmma IOLS, Fixation in aphakia without capsular support
Mohamed El Halafway, Egypt

18:35 - 18:40

Repair of diffuse iris injury after trephination of a patient with iridocorneal adhesions
Mohamed Kabeel, Egypt

18:40 - 18:45

Phaco in hyper mature cataract
Hatem Ammar, Egypt

18:45 - 19:00

Discussion

BREAK

DINNER

19:00

For Healthcare Professionals Only

ONLY
TYMER
FITS FOR
ROYALTY



TymerTM
(Gatifloxacin)





veritas True Ease.
Total Control.

Your surgical day,
Just got easier.™



Scan this QR code and
say YES to discover more:



Join us on Social Media



#INVISIONSURGICAL
#INVISIONEMEA #INVISION


Johnson & Johnson

Reference: 1. VERITAS™ Claims matrix EMEA 2021, FP2021CT4708.
For Healthcare Professionals Only. Please reference the Instructions for Use for a complete list of
Indications and Important Safety Information and contact our specialists in case of any question.
© Johnson & Johnson Surgical Vision, Inc. 2021. FP2021CT15674

FRIDAY: 31 JAN. 2025
PROGRAM AT A GLANCE

17TH INTERNATIONAL CONFERENCE OF THE
 RESEARCH INSTITUTE OF OPHTHALMOLOGY

RIO 2025

TIME	MAIN HALL	HALL A "COURSES"	HALL B "WETLAB"
09:00			
09:30	Session 5: Cataract Practice Updates & Special Situations	Course 7: Common Corneal Procedures and Investigation in Clinical Practice	
10:00			
10:30	Session 6: Refractive		
11:00			
11:30	Session 7: Glaucoma	Course 8: Biomechanics and Crosslinking	
12:00			
12:30	Coffee Break & Gomaa Prayer	Coffee Break & Gomaa Prayer	
12:45			
13:00	Session 8: Keratoplasty Update	Course 9: Refractory Glaucoma	Wetlab: Trabeculectomy Deep Sclerectomy "Sponsored by Orchidia"
14:00			
14:30	Memorial Lecture		Excellence in Quality
15:00			
15:30	Panel 3: Refractive	Course 10: Laser Treatment a Wide Point of View	
16:00			
16:30	Panel 4: Cataract		
17:00			
17:30	Video 2: Complicated Cases		
18:30			



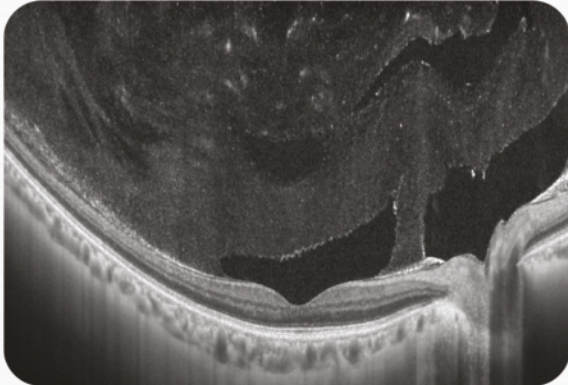
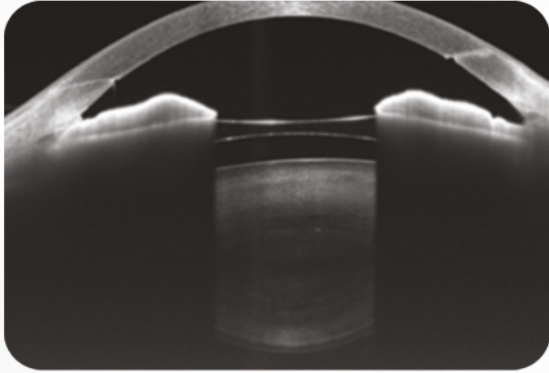
100/400KHz speed

15/24mm 3D/OCTA

≤ 6μm resolution

14/6mm depth

17/24 mm length B-scan



TowardPi

Swept Source

Revolution

OCT Technology



SESSION 5:

CATARACT, PRACTICE UPDATES & SPECIAL SITUATIONS

09:00 - 10:00

Chairpersons:

Ahmed El Massry - Nabil Ragaei - Sarah Maling

09:00 - 09:15 **Keynote Lecture:** Perioperative emergencies in cataract surgery: Diagnosis and management
Larry Benjamin, UK

09:15 - 09:21 Can AI improve cataract pathways?
Sarah Maling, UK

09:21 - 09:27 Role of the IPL in preparation and postoperative care in cataract surgery
Nabil Ragaei, Spain

09:27 - 09:33 Traumatic cataract
Miltos Balidis, Greece

09:33 - 09:39 Small eyes big problems, Challenges with cataract surgery in nanophthalmos with glaucoma
Sirisha Senthil, India

09:39 - 09:45 Post graft phaco: Caring for the cornea
Mike Adams, UK

09:45 - 09:51 Three years follow up of clear Posterior capsule with fix-on-flex ring
Ahmed El Massry, Egypt

09:51 - 09:57 Individual solutions for anisometropia with unilateral cataract
Thomas Neuhann, Germany

COURSE 7:

COMMON CORNEAL PROCEDURES AND INVESTIGATION IN CLINICAL PRACTICE

09:00 - 10:30

Moderator:

Dalia Said

09:00 - 09:18

Suturing corneal lacerations
Harminder Dua, UK

09:18 - 09:36

Corneal gluing
Dalia Said, UK

09:36 - 09:54

In vivo confocal microscopy in diagnosis of infectious keratitis
Farida El Zawahry, Egypt

09:54 - 10:12

Anterior segment OCT in diagnosis of corneal diseases
Shady Soliman, Egypt

10:12 - 10:30

Corneal sampling
Mohamed El-Alfy, Egypt

SESSION 6:

RECENT TRENDS IN REFRACTIVE SURGERY

10:00 - 11:00

Chairpersons:

Ahmed Barrada - Mostafa El-Hussieny - Omar Hashem - Tarek El-Naggar

10:00 - 10:12

Keynote Lecture: Ray-tracing guided excimer laser customized ablation and pachymetry guided crosslinking for keratoconus and post-lasik ectasia
Cosimo Mazzotta, Italy

10:12 - 10:20

Interconnectivity and artificial intelligence in refractive ophthalmic practices
Andrea Russo, Italy

10:20 - 10:28

AI in refractive surgery
Olfat Omar, Egypt

10:28 - 10:36

Evidence based guidelines for keratolenticular refractive surgery
Ahmed El Massry, Egypt

10:36 - 10:44

Smile beyond myopia and astigmatism
Osama Ibrahim, Egypt

10:44 - 10:52

Presbyond: Presbyopia correction in the absence of cataract
Andrea Russo, Italy

10:52 - 11:00

Red flags: Iris claw IOL
Mostafa El-Hussieny, Egypt

HALL B "WETLAB"

WETLAB:

TRABECULECTOMY DEEP SCLERECTOMY "SPONSORED BY ORCHIDIA"

10:00 - 17:00

Speakers:

Hazem Helmy, Egypt - Khaled El Boushi, Egypt - Ibrahim Hamed, Egypt
Hend Helal, Egypt - Hend Safwat, Egypt

 **Orchidia**
Pharmaceutical Inc.
Excellence in Quality



SESSION 7:

GLAUCOMA, STANDING UP TO THE CHALLENGES 11:00 - 12:00

Chairpersons:

Abdel Hamid El Hofi - Hazem Helmy - Sirisha Senthil - Tarek El Emary
Tarek Elbeltagi

11:00 - 11:12

Keynote Lecture: Syndromic glaucomas in children—the challenges and tips to overcome them
Sirisha Senthil, India

11:12 - 11:19

Unilateral congenital total cataract with glaucoma, Should we stand up?
Ahmad Khalil, Egypt

11:19 - 11:26

Micro-spherophakia induced glaucoma, is a big challenge
Hazem Helmy, Egypt

11:26 - 11:38

Keynote Lecture: Flow control in filtration surgery
Leon Au, UK

11:38 - 11:45

Insights into angle surgery: Advances and challenges
Yasmine El Sayed, Egypt

11:45 - 11:52

MIGS in developing world— Is there a role?
Sirisha Senthil, India

11:52 - 12:00

Cornea and glaucoma disease
Leon Au, UK

BREAK

COFFEE BREAK & GOMAA PRAYER



12:00 - 12:45

COURSE 8:

BIOMECHANICS AND CROSSLINKING

11:00 - 12:00

Chairpersons:

Cynthia Roberts - Tarek El-Naggar

11:00 - 11:12

Basics of clinical assessment of biomechanical response
Cynthia Roberts, USA

11:12 - 11:24

Clinical interpretation of corneal biomechanics (case based)
Tarek El-Naggar, Egypt

11:24 - 11:36

Navigating crosslinking protocols for keratoconus: Which one to choose and why
Cosimo Mazzotta, Italy

11:36 - 11:48

Complications of CXL
Miltos Balidis, Greece

11:48 - 12:00

Discussion

BREAK

COFFEE BREAK & GOMAA PRAYER

12:00 - 12:45

MAIN HALL

SESSION 8:

KERATOPLASTY UPDATE

12:45 - 14:00

Chairpersons:

Harminder Dua - Khaled Hamdy - Mahmoud Ismail

12:45 - 13:00

Keynote Lecture: Tectonic keratoplasty
Harminder Dua, UK

13:00 - 13:15

Keynote Lecture: Practical consideration of establishing eye bank
Nigel Jordan, UK

13:15 - 13:25

Femtosecond keratoplasty
Mohamed Hosny, Egypt

13:25 - 13:35

Ocular adnexa management with keratoplasty
Hatem Ayman, Egypt

13:35 - 13:45

Endothelial proliferation
Mahmoud Ismail, Egypt

13:45 - 13:55

Visual rehabilitation after keratoplasty
Thomas Neuhann, Germany

13:55 - 14:00

Discussion

SESSION 9:

MEMORIAL LECTURE

14:00 - 14:30

14:00 - 14:30

Past, Present, and future of ocular biomechanics
Cynthia Roberts, USA

COURSE 9:**REFRACTORY GLAUCOMA**

13:00 - 14:00

Moderator:

Hazem Helmy

13:00 - 13:10

Challenging refractory glaucoma cases
Mohamed Mahdy, Egypt

13:10 - 13:20

Post PKP glaucoma
Yasmine El Sayed, Egypt

13:20 - 13:30

Advancing traditional approached to neovascular glaucoma management
Hazem Helmy, Egypt

13:30 - 13:40

Malignant glaucoma
Leon Au, UK

13:40 - 13:50

Paul versus Ahmed valve in-refractory pediatric glaucoma
Abdel Hamid El Hofi, Egypt

13:50 - 14:00

Glaucoma drainage devices complications and challenging situations
Tarek Eid, Egypt

PANEL 3:

REFRACTIVE SURGERY

14:30 - 16:00

Moderator:

Tarek El-Naggar

14:30 - 14:42

keynote Lecture: Surgical technique and complications management in ICL surgery
Andrea Russo, Italy

PANEL A

REFRACTIVE SURGERY

14:45 - 15:15

Panelists:

Andrea Russo - Cynthia Roberts - Mostafa Salah - Osama Ibrahim
Thomas Neuhann

PANEL B

KERATOCONUS

15:15 - 15:45

Panelists:

Ahmed El Massry - Cosimo Mazzotta - Miltos Balidis - Mohamed Hosny
Mohamed Shafik

COURSE 10:

SUB-THRESHOLD (MICROPULSE) LASER TREATMENT A WIDE POINT OF VIEW

14:30 - 15:30

Moderators:

Hamed Nasr El-Din - Hazem Helmy

14:30 - 14:40

The use of subthreshold diode laser in treatment of retinal disorders
Hamed Nasr El-Din, Egypt

14:40 - 14:50

Trans pupillary subliminal yellow laser in variable retinal disorders
Mohamed Shaikhoun, Egypt

14:50 - 15:00

Photo-biomodulation
Mohamed M.Aly, Egypt

15:00 - 15:10

Micro-pulse diode in glaucoma management
Hazem Helmy, Egypt

15:10 - 15:20

Management of diabetic macular oedema by subthreshold laser
Elham Eltohamy, Egypt

15:20 - 15:30

Photo-modulation in glaucoma
Ibrahim El Kady, Egypt

MAIN HALL

PANEL 4:

CHANGE IN YOUR SURGERY PLAN: WHY? WHEN? HOW?

16:00 - 17:00

Moderator:

Ahmed Assaf

Panelists:

Abdallah Hassouna - Ahmed Ghoneim - Fathy Fawzy
 Hatem Ammar - Hytham El Shawaf - Khaled A Hashem
 Larry Benjamin - Yehia Salah



VIDEO 2:

COMPLICATED CASES

17:00 - 18:30

Chairpersons:

Hisham A. Hashem - Leon Au - Yehia Salah

17:00 - 17:05

How to move a tube to save cornea
 Leon Au, UK

17:05 - 17:10

Nailing the istent/hydrus implantation with flow test
 Leon Au, UK

17:10 - 17:15

Preserflo/baerveldt hybrid surgery
 Sheng Lim, UK

17:15 - 17:20

Eroded and exposed implants---Salvage or remove
 Sirisha Senthil, India

17:20 - 17:25

Allogeneic intracorneal ring segments (AFXL CAIRS)
 Cosimo Mazzotta, Italy

VIDEO 2:

CONTINUE: COMPLICATED CASES

17:00 - 18:30

- | | |
|---------------|--|
| 17:25 - 17:30 | Unusual DAIK complication
Mahmoud Ismail, Egypt |
| 17:30 - 17:35 | Double capsule
Sarah Maling, UK |
| 17:35 - 17:40 | No I/A phaco technique
Miltos Balidis, Greece |
| 17:40 - 17:45 | Iatrogenic complications during phacoemulsification 2024
Ahmed El Massry, Egypt |
| 17:45 - 17:50 | Ac IOL exchange
Mike Adams, UK |
| 17:50 - 17:55 | Zonular wire walk
Ahmed Assaf, Egypt |
| 17:55 - 18:00 | Unexpected posterior capsule Rupture
Yehia Salah, Egypt |
| 18:00 - 18:05 | Do i need to convert or continue
Khaled A. Hashem, Egypt |

VIDEO 2:

CONTINUE: COMPLICATED CASES

17:00 - 18:30

- | | |
|---------------|---|
| 18:05 - 18:10 | Double trouble with subluxated cataract
Abdallah Hassouna, Egypt |
| 18:10 - 18:15 | Twins are not always indetical
Fathy Fawzy, Egypt |
| 18:15 - 18:20 | Iris circlage suturing
Mike Adams, UK |
| 18:20 - 18:30 | Discussion |

BREAK

DINNER

18:30

FASTER and EASIER to use^{1-6*}

- Measurement acquisition
- Real-time OCT guidance and analyze mode
- Alcon Vision Planner software
- Image-Guided integration to the Alcon Cataract Refractive Suite

* Compared to VERION™ Reference Unit

1. ARGOS® Biometer User Manual
2. Taniuchi A, Kojima T, Hasegawa A, et al. Clinical evaluation of a new swept-source optical coherence biometer that uses individual refractive indices to measure axial length in cataract patients. *Ophthalmic Res.* 2019;19:1-13.
3. Shammas HJ, Ortiz S, Shammas MC, et al. Biometry measurements using a new large-coherence-length swept-source optical coherence tomographer. *J Cataract Refract Surg.* 2018;42:50-61.
4. Hussaindeen JR, Mariam EG, Arudhachalam S, et al. Comparison of axial length using a new swept-source optical coherence tomography-based biometer. *PLoS ONE.* December 2018.
5. ZEISS IOLMaster 700 510k Submission 2015.
6. VERION™ Reference Unit User Manual Part I 2019.



RIO 2025

For more information:
rio-conference.com



Organizing office in charge

RM EVENTS

Mobile: +20 1223925628, +20 1275580888

E-mail: conferences@rmsolutions.net

Web: www.rm-events.org